

Report to WFUMB for COE

The Philippine Society of Ultrasound in Clinical Medicine, Inc. (PSUCMI) launched our newly revitalized website: www.psucmi.org last August 17, 2020. This new website will help us reach out to our old and new potential members. It will also provide easier access to ultrasound related educational materials.

To coincide with the launch, PSUCMI together with our educational partner, SIEMENS Healthineers, hosted a webinar entitled: The Role of Lung Ultrasound in COVID-19 Disease. It is the first online educational activity and webinar hosted by PSUCMI. The lecture was given live by Professor Dirk-André Clevert, M.D., section chief of the Interdisciplinary Ultrasound Center at The Ludwig Maximilian University of Munich.

We also invited two contributory reactors to share their insights and experiences in lung ultrasound after the lecture: 1. Dr. Romulo Brasil Babasa III, an Emergency Medicine Specialist from St. Luke's Medical Center Quezon City and 2. Dr. Julie Christie Visperas, a Pulmonary and Critical Care Medicine Specialist from the University of Santo Tomas Hospital, Manila. The webinar was moderated by Dr. Anna Lyn Egwolf from St. Luke's Medical Center.

Participants were also given the chance to ask questions to our speaker and reactors.

The event generated 714 registrants with 505 actual participants, a record above our expectation. Participants came from various medical specialties, from various institutions all over the Philippines. We also had international participants from Myanmar, Malaysia, Thailand, Singapore, Qatar, Saudi Arabia, India, Bangladesh and Japan. It was a very fruitful and interactive educational experience for everyone.

Event Flyer:

Philippine Society of Ultrasound in Clinical Medicine, Inc.

FREE WEBINAR

THE ROLE OF LUNG ULTRASOUND IN COVID-19 DISEASE

August 17 Monday 3 PM **SIGN UP NOW!**

Dr. Dirk-André Clevert
Professor of Radiology & Section Chief of the Interdisciplinary Ultrasound Center of the Ludwig Maximilian University of Munich

ROMULO BRAZIL BABASA III
MD, FPCEM
Emergency Medicine Specialist
Department of Emergency Medicine
St. Luke's Medical Center, Quezon City

JULIE CHRISTIE GUTIERREZ VISPERAS
MD, MHPEd, FPCCP, FPCCP
Pulmonary and Critical Care
Medicine/Pulmonary Vascular Disorders-
UST Hospital

Educational Partner
SIEMENS Healthineers

Screen shots of the event:

PHILIPPINE SOCIETY OF ULTRASOUND IN CLINICAL MEDICINE, INC. (PSUCMI)

INVITES YOU TO A **FREE WEBINAR**

THE ROLE OF LUNG ULTRASOUND IN COVID-19 DISEASE

Dr. Dirk-André Clevert
Professor of Radiology and Section Chief of the Interdisciplinary Ultrasound Center
Ludwig Maximilian University of Munich

Education Partner
Register **SIEMENS Healthineers**



Welcome Remarks

Dr. Bee Giok Tan-Sales

President, Philippine Society of Ultrasound in Clinical Medicine, Inc.

Dr. Bee Giok Tan-Sales, PSUCMI president, giving the welcoming remarks.



KLINIKUM
DER UNIVERSITÄT MÜNCHEN

DEPARTMENT OF RADIOLOGY
INTERDISCIPLINARY ULTRASOUND-CENTER

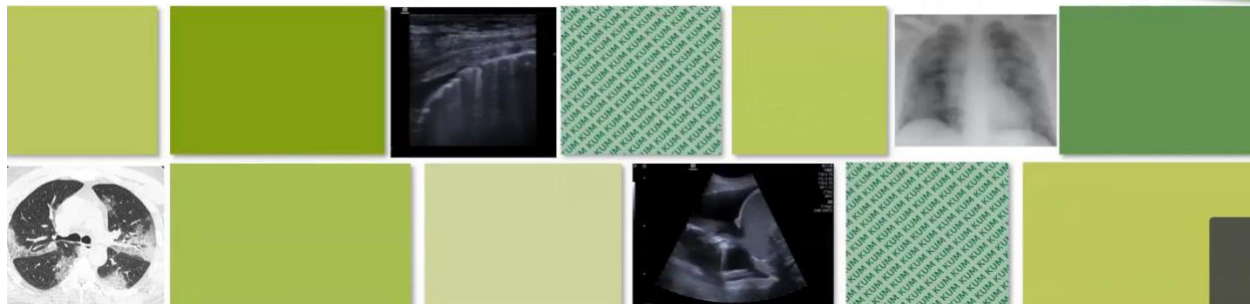


THE ROLE OF LUNG ULTRASOUND IN COVID-19 DISEASE



Dirk-André Clevert, M.D., Professor of Radiology, Section Chief Interdisciplinary Ultrasound-Center, Department of Clinical Radiology, University of Munich-Grosshadern Campus, Germany

Munich, August 17th 2020



Title Slide of Dr. Dirk-André Clevert

ICU-Examination-Safety




Safety

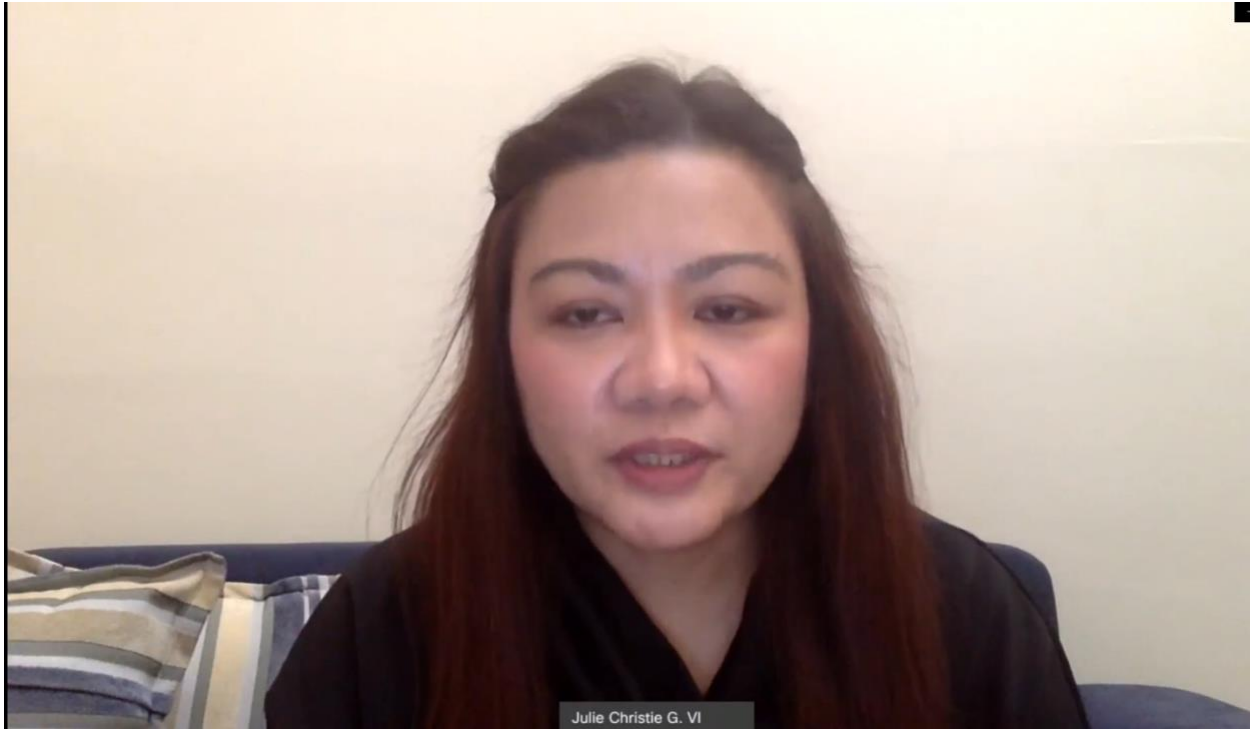
- Self protection is top priority.
- Try to limit scanning time
- Perform ultrasound only if needed & preferably along with clinical examination.
- Position patient facing away from the sonographer (if possible).

KLINIKUM DER UNIVERSITÄT MÜNCHEN®
DEPARTMENT OF RADIOLOGY

Dr. Dirk-André Clevert' during the lecture proper.



Dr. Romulo Babasa III Sharing his experiences in Lung Ultrasound.



Dr. Julie Visperas sharing her insights and experiences in Lung Ultrasound.



Dr. Dirk-André Clevert During the Question and Answer Portion.

The image shows a Zoom meeting grid with 20 participants. The participants are arranged in a 4x5 grid. The top row shows video feeds for several participants, including one with a Siemens Healthineers logo. The middle and bottom rows show participants with circular icons containing letters or numbers (e.g., AG, AA, 1, A, AL, AC, AS, A, AR, AI, AC). On the right side of the screen, there is a poll interface. The poll is titled "Poll Questions" and has a remaining time of 4:44 and a time limit of 5:00. The poll question is "1. Please rate the topic: The Role of Lung Ultrasound in COVID-19 Disease". The poll options are: A. Very satisfied, B. Satisfied, C. Somewhat satisfied, D. Dissatisfied. The poll results show that option A is selected. Below the poll, there are two more questions: "2. Did you find our webinar useful for your practice?" and "3. How will you rate our speaker?". The poll interface also includes a "Submit" button at the bottom right.

The participants during the online event evaluation.